

**TEBBEN TRAILER SPECIFICATIONS**

Bunk Models	B14	B16	SB16	SBW16	SBW16X	SBW17	SBW18	SBW20	SBW21	SBTSW17	SBTSW18	SBTSW20	SBT19	SBT21	SBT23	SBT25
Boiler Models	R14	R16	SR16	SRW16	SRW16X	SRW17	SRW18	SRW20	SRW21	SRTSW17	SRTSW18	SRTSB20	SRT19	SRT21	SRT23	SRT25
Boat Length	To 14'	To 16'	To 16'	To 16'	To 16'	To 18'	To 19'	To 20'	To 21'	To 18'	To 19'	To 20'	To 20'	19'-21'	21'-23'	23'-25'
Overall Trailer Width	60"	71"	80"	93"	99"	101"	102"	102"	102"	101"	102"	102"	102"	102"	102"	102"
Overall Trailer Length w/coupler	16'5"	17'-4"	18'-10"	18'-10"	18'-10"	19'-6"	20'-6"	21'-6"	21'-2"	19'-6"	20'-6"	21'-8"	22'-8"	24'-2"	25'-8"	27'-8"
Width Between Fenders @ Top	46"	57"	64"	77"	83"	85"	86"	86"	89"	85"	86"	86"	86"	86"	86"	86"
Frame Length	9'-4"	9'-4"	14'-5 1/2"	14'-5 1/2"	14'-5 1/2"	15'-1 1/2"	15'-1 1/2"	17'-3 1/2"	18'-9 1/2"	15'-1 1/2"	15'-1 1/2"	17'-3 1/2"	17'-3 1/2"	18'-9 1/2"	18'-9 1/2"	18'-9 1/2"
Frame Size	3"	3"	3"	3"	3"	4"	4"	5"	5"	4"	4"	5"	5"	5"	5"	5"
Tongue Size	3"x3"x8'	3"x3"x9'	3"x3"x5'	3"x3"x5'	3"x3"x5'	3"x4"x5'	3"x4"x6'	3"x5"x5'	3"x5"x6'	3"x4"x5'	3"x4"x6'	3"x5"x5'	3"x5"x6'	3"x5"x7'	3"x5"x7'	3"x5"x9' 6"
Coupler Size	2" (50 MM)	2" (50 MM)	2" (50 MM)	2" (50 MM)	2" (50 MM)	2" (50MM)	2" (50MM)	2" (50MM)	2" (50MM)	2" (50MM)	2" (50MM)	2" (50MM)	2" (50MM)	2" (50MM)	2" (50MM)	2" (50MM)
Long Tongue Option	9'	10'	6'	6'	6'	6'	7'	6'	7'	6'	7'	6'	7'	8'	8' 6"	6' 6"
Axle: Solid Hi-Carbon Steel		Solid Hi-Carbon Steel Axle														
Fenders	✓	✓	✓	✓	✓	✓	✓	✓	✓	✓	✓	✓	✓	✓	✓	✓
Modular Wheels	✓	✓	✓	✓	✓	✓	✓	✓	✓	✓	✓	✓	✓	✓	✓	✓
Lights	Submersible	Waterproof	Waterproof	Waterproof	Waterproof	Waterproof	Waterproof	Waterproof	Waterproof	Waterproof	Waterproof	Waterproof	Waterproof	Waterproof	Waterproof	Waterproof
Winch Strap	✓	✓	✓	✓	✓	✓	✓	✓	✓	✓	✓	✓	✓	✓	✓	✓
Slide Guide Roller Style	Option	Option	Option	Option	Option	Option	Option	Option	Option	-	-	Option	Option	-	-	Option
Parking Jack	✓	✓	✓	✓	✓	✓	✓	✓	✓	✓	✓	✓	✓	✓	✓	✓
Hull Support ("B" Series)	2 (60")	2 (60")	2 (84")	2 (84")	2 (84")	2 (96")	2 (108")	2 (120")	2 (96")	2 (96")	2 (96")	2 (120")	2 (108")	4 (120")	4 (120")	4 (144")
Drive-on Bunks	1 (5")	1 (5")	1 (5")	1 (5")	-	-	-	-	2 (108")	2 (108")	2 (108")	2 (108")	2 (120")	-	-	-
Keel Rollers	8	8	16	16	16	20	20	24	28	32	32	32	32	32	40	40
Ribbed Rollers	-	2(5")	1(5") 1 (12")	-	-	-	-	-	-	-	-	-	-	-	-	-
Keel Rollers	220#	225#	375#	390#	400#	485#	500#	670#	680#	515#	530#	1425#	1050#	1100#	1250#	1425#
Approx. Wt. ("B" Series)	Option	Option	Option	Option	Option	Option	Option	Option	Option	✓	✓	Option	Option	✓	✓	Option
Approx. Wt. ("R" Series)	Option	Option	Option	Option	Option	Option	Option	Option	Option	✓	✓	Option	Option	✓	✓	Option
Chrome Wheels	Option	Option	Option	Option	Option	Option	Option	Option	Option	✓	✓	Option	Option	✓	✓	Option
Spare Tire Carrier	Option	Option	Option	Option	Option	Option	Option	Option	Option	✓	✓	Option	Option	✓	✓	Option
Chrome Spare Tire & Wheel	N/A	N/A	Option	Option	Option	Option	Option	Option	Option	✓	✓	Option	Option	✓	✓	Option
Colors Available																

GLOSS WHITE OR GLOSS BLACK.



**BOAT TRAILERS**

10039 Highway 7 SE  
 Clark County, WA 98222  
 Phone 320-847-2200

**TEBBEN LIMITED WARRANTY**  
 Tebben Enterprises provides a limited warranty on the products listed in this catalog. The terms and conditions of that warranty can be found on the detailed warranty form at your dealer. We urge you to read the warranty when you view our products.



**TEBBEN**  
 BOAT TRAILERS

## Higher performance on the road, more efficiency at the ramp.

We've engineered our entire line of boat trailers to make your towing easier and your loading/unloading faster than ever!

We curved the frame similar to the shape of your boat's hull. By eliminating sharp angled bends we've made the frame stronger with less flex for better control, especially at highway speeds. The durable all-welded steel construction is powder-coated painted for long-term corrosion resistance. And all wiring is routed inside the frame to keep it out of the sun and rain and away from potential damage.

We've added new submersible waterproof taillights that work better and look better. And our new one-piece molded fenders bolt directly to the trailer, without brackets, and feature colors that are a perfect match to the trailer's glossy paint. The welded spoke rims have been replaced with more attractive modular wheels. And all tires sizes 175 and larger feature radial construction for a smoother ride.



**SUBMERSIBLE TAILLIGHT.**  
Submersible waterproof taillights mount without brackets and double as steps.



We'll build your trailer with the features you want. Hydraulic surge disc brakes are available on 1500 lbs. trailers and larger. You can order chrome wheels, guide boards, swing-away tongues, spare tires, automatic retracting boat buckles and more. And it's all put together by our skilled Tebben crew - dedicated to building a superior product.

The result is a trailer that rides better on the road, works easier at the ramp and looks better under your boat.

Count on years of flawless performance from your new Tebben trailer.

### ROLLER TRAILERS

Model	Maximum Hull Length	Number of Rollers	Carrying Capacity	Tire Size
<b>SR Series:</b> Lowered frame, wide track rollers				
<b>SR16-17</b>	To 16'	8	1700 lbs.	ST175/80R13C
<b>SR17-24</b>	To 20'	8	2400 lbs.	ST185/80R13C
<b>SRW Series:</b> Lowered frame, wide track rollers				
<b>SRW16-17</b>	To 16'	16	1700 lbs.	ST175/80R13C
<b>SRW16-21</b>	To 16'	16	2100 lbs.	ST185/80R13C
<b>SRW17-24</b>	To 20'	16	2400 lbs.	ST185/80R13C
<b>SRW18-28</b>	To 19'	20	2800 lbs.	ST205/75R14C
<b>SRW20-30</b>	To 20'	20	3000 lbs.	ST215/75R14C
<b>SRW21-35</b>	To 21'	28	3500 lbs.	ST225/75R15C
<b>SRT Series:</b> Lowered frame, tandem axles, wide track rollers				
<b>SRT19-40</b>	To 21'	32	4000 lbs.	ST185/80R13C
<b>SRT21-40</b>	To 21'	32	4000 lbs.	ST185/80R13C
<b>SRT21-46</b>	To 21'	32	4600 lbs.	ST205/75R14C
<b>SRT23-46</b>	To 23'	40	4600 lbs.	ST205/75R14C
<b>SRT23-55</b>	To 23'	40	5500 lbs.	ST215/75R14C
<b>SRT25-46</b>	To 25'	40	4600 lbs.	ST205/75R14C
<b>SRT25-55</b>	To 25'	40	5500 lbs.	ST215/75R14C


**TORSION AXLES NOW STANDARD ON ALL MODELS 2100 lbs. & UP.**



**OPTIONAL SWING-AWAY TONGUE.**  
Front portions of tongue swings away to shorten your trailer and maximize your garage space.



**NON SLIP STEP PAD.**



Wiring is fully enclosed within frame.

Molded fenders with built-in skirt protects your boat from road debris and dirt.

High quality powder coat finish looks sharp and protects from corrosion.

Roller arms pivot in all four directions for easy boat centering and maximum hull support.

Modular one-piece wheels.

Submersible waterproof lights are standard on all models

SRW18-28  
**Legend Series**



## Fast and smooth coming and going

These trailers will make short work of loading and unloading your watercraft and smooth work trailering them to your favorite lake, leaving you more time for riding

### PERSONAL WATERCRAFT TRAILERS

	WC1A-12	WC2D-15	WC2D-20
Carrying Capacity	900 lbs.	1500 lbs.	2000 lbs.
Tire Size	480x12B	530x12C	ST165-75R13
Overall Width	60"	102"	102"
Frame Length	9'	14'	14'
Frame Size	3"	3"	3"
Tongue Size	3"x3"x44"	3"x3"x54"	3"x3"x54"
Coupler Size	2"	2"	2"
Axle	SOLID HIGH CARBON STEEL CAMBERED, POWDER COATED		
Fenders	MOLDED CORROSION-PROOF WITH BUILT-IN SKIRT		
Wheels	MODULAR ONE-PIECE		
Lights	Submersible	Waterproof	Waterproof
Winch Strap	STANDARD	STANDARD	STANDARD
Bunk System	2: 5'	4: 5'	4: 5'
Approx. Ship Wt.	200 lbs.	395 lbs.	395 lbs.



# TEBBEN 2

PONTOON TRAILERS



## DRIVE ON PONTOON TRAILERS

	PT18-16	PT20-21	PTT20-29	PTT24-29
Boat Length	To 18'	To 20'	To 20'	To 24'
Capacity	1600 lbs.	2100 lbs.	2900 lbs.	2900 lbs.
Tire Size	20.5x8-10C	20.5x8-10C	20.5x8-10C	20.5x8-10C
Overall Width	96"-102"	96"-102"	96"-102"	96"-102"
Frame Length	18'	18'	20'	20'
Tongue Size	3"x4"x8'6"	3"x4"x8'-6"	3"x4"x8'6"	3"x4"x8'-6"
Coupler Size	2"	2"	2"	2"
Fenders	MOLDED CORROSION-PROOF WITH BUILT-IN SKIRT			
Lights	WATERPROOF	WATERPROOF	WATERPROOF	WATERPROOF
Winch Strap	STANDARD	STANDARD	STANDARD	STANDARD
Guide Bunks	STANDARD	STANDARD	STANDARD	STANDARD
Approx. Ship Wt.	520 lbs.	530 lbs.	900 lbs.	1080 lbs.

## Big loads made easy

Our new design features an extra-strong, curved Aerodynamic frame and a new bunk system that makes loading easier than ever. A stairway is built onto the tongue to make entry and exit easy for everyone. Our torsion axle suspension provides superior handling and is standard on all pontoon trailers.

- Extra large convertible bunks
- Entry stairway is built onto the tongue
- Low center of gravity for stability
- Tri-Toon kit available
- Available in Black or White
- Torsion axle standard

# TOURNAMENT Series

BOAT TRAILERS

## Trailers without compromise.

If you don't like compromise, we've got the trailer for your special rig. We designed the Tournament Series for mavericks who log miles of road time, and don't think twice about loading or unloading alone. The thirty-two cushioned rollers make self-centering a snap, even in high winds, and with weight distributed to more contact points you ride with the ultimate in hull support. The bunk models feature four large carpeted bunks for optimum support.



NEW L.E.D. LIGHTS



25% larger roller on Tournament Series



U-BRACKET HARDWARE. A simple, thicker, stronger one-piece design for a trouble free long life.



MOLDED FENDER. mounts without brackets and matches the trailer color exactly.

CHROME WHEELS. gives your trailer a custom look.



OPTIONAL SPARE TIRE CARRIER. Give your rig a custom look with this frame mounted tire carrier. Convenient, good-looking and Lockable.

### TOURNAMENT SERIES STANDARD FEATURES

- Roller models have 32 rollers for easy centering and maximum hull support
- Bunk models have four 2x6 custom carpeted bunks for easy centering and maximum hull support
- Self-retracting boat buckle tie-downs
- Chrome modular wheels w/Goodyear Marathon radial tires
- Spare tire and chrome wheel
- Spare tire carrier
- Tongue jack
- Auto lube system
- Torsion axle suspension
- Low center of gravity for extra stability
- Available in four sizes to fit boats up to 20' long
- Available in white or black
- Coiled safety cables
- U.F.P. Couplers standard
- All L.E.D. Lighting


## TOURNAMENT SERIES

Roller Model	Maximum Hull Length	Carrying Capacity	Tire Size
<b>SRWTS17-24</b>	To 18'	2400 lbs.	ST185/75R13C
<b>SRWTS18-28</b>	To 19'	2800 lbs.	ST205/75R14C
<b>SRWTS20-30</b>	To 20'	3000 lbs.	ST215/75R14C
<b>SRTTS19-40</b>	To 20'	4000 lbs.	ST185/80R13C

Bunk Model	Maximum Hull Length	Carrying Capacity	Tire Size
<b>SBWTS17-24</b>	To 18'	2400 lbs.	ST185/75R13C
<b>SBWTS18-28</b>	To 19'	2800 lbs.	ST205/75R14C
<b>SBWTS20-30</b>	To 20'	3000 lbs.	ST215/75R14C
<b>SBTTS19-40</b>	To 20'	4000 lbs.	ST185/80R13C




TIE DOWNS. Self-retracting boat buckle tie-downs



WINCH STAND. Our new streamlined design is stronger, better looking and easier to use.



Tebben's unique roller arms pivot front, back, left and right. This four-way movement centers your boat and evenly distributes weight during transport. Dual-density rollers support and cushion the hull.



OPTIONAL SWING-AWAY TONGUE. Front Portion of tongue swings away to shorten your trailer and maximize your garage space.



OPTIONAL GUIDE ROLLERS. Assists you when driving on in current or wind.



## Roll on, roll off, with ease.

Your boat will load straight onto our roller trailers every time. Why? Because our roller arms tip back to front and side to side. Unlike trailers with arms that move only front to back, our four-way movement allows your hull to automatically center itself when loading and ensures a more even weight distribution when you pull it from the water. These special roller arms feature solid 3/4" bars to limit flex and dual density rubber rollers which are firm in the center but softer on the outside where they contact your boat's hull.

- Boats load straight
- Unique four-way movement from roller arms
- Dual density rubber rollers
- Available in four Series to fit boats up to 25' long.

OPTIONAL SPARE TIRE CARRIER. Don't leave your boat beside the road because of a flat tire.

OPTIONAL BRAKES. Hydraulic Surge Disc Brakes are available on our trailers with 1500 lb. capacity and larger.

## ROLLER TRAILERS

Model	Maximum Hull Length	Number of Rollers	Carrying Capacity	Tire Size
<b>R Series:</b>	Standard models, wide track rollers			
<b>R14-12</b>	To 14'	8	1200 lbs.	480x12B
<b>R16-15</b>	To 16'	8	1500 lbs.	530x12C



## Easy loading with extra support.

These bunk trailers make it easy to drive your boat on and off. Long, wide bunks provide optimum support for your hull and make centering your boat during loading a breeze. The trailer's low center of gravity also makes towing easier and more stable.

- Lower ride height
- Bigger 2"x6" bunks for extra hull support on SBW17 and larger
- Easy self-centering design
- Sleek profile for less wind resistance
- Low center of gravity for stability
- Available for boats up to 25' long.



OPTIONAL GUIDE BOARDS. These carpet padded boards help you center your boat, giving you true drive-on centering.

## BUNK & DRIVE-ON TRAILERS

Model	Maximum Hull Length	Carrying Capacity	Tire Size
<b>B Series:</b>	Standard bunk models		
<b>B14-12</b>	To 14'	1200 lbs.	480x12B
<b>B16-15</b>	To 16'	1500 lbs.	530x12C
<b>SB Series:</b>	Lowered frame		
<b>SB16-17</b>	To 16'	1700 lbs.	ST175/80R13C
<b>SBW Series:</b>	Lowered frame, wider track		
<b>SBW16-17</b>	To 16'	1700 lbs.	ST175/80R13C
<b>SBW16-21</b>	To 16'	2100 lbs.	ST185/80R13C
<b>SBW17-24</b>	To 18'	2400 lbs.	ST185/80R13C
<b>SBW18-28</b>	To 19'	2800 lbs.	ST205/75R14C
<b>SBW20-30</b>	To 20'	3000 lbs.	ST205/75R14C
<b>SBW21-35</b>	To 21'	3500 lbs.	ST225/75R15C
<b>SBT Series:</b>	Lowered frame, tandem axles		
<b>SBT19-40</b>	To 20'	4000 lbs.	ST185/80R13C
<b>SBT21-40</b>	To 21'	4000 lbs.	ST185/80R13C
<b>SBT21-46</b>	To 21'	4600 lbs.	ST205/75R14C
<b>SBT23-46</b>	To 23'	4600 lbs.	ST205/75R14C
<b>SBT23-55</b>	To 23'	5500 lbs.	ST215/75R14C
<b>SBT25-46</b>	To 25'	4600 lbs.	ST205/75R14C
<b>SBT25-55</b>	To 25'	5500 lbs.	ST215/75R14C

Note: SBW21-35 through SBT25-55 have four bunks as standard equipment